

# DOUG CAMERON



## Tech sheet

### LIGHTING AND SOUND (PLEASE READ CAREFULLY **BEFORE** REHEARSAL)

- \* 2 Floor wedges on stage
  - \* Wireless microphone center stage in between wedges
  - \* 1 Mic line to Doug's Direct Box output.
  - \* 1 Straight stand preferably with a "quick grab" height adjustment. If not, leave the height adjustment sort of loose.
  - \* Doug conducts his own show. Horns and drums to be set up all facing forward (horns even height).
- Band attire-Tuxedo**
- \* A CD with Clicks on the Right channel will be used. Headphones will be needed for entire band. CD with Clicks on left side will be used.
  - \* Please close mike violins and viola with either lav mike or headset mikes.
  - \* Video crew with in house camera for on screen display/will also be running DVD during show...see tech sheet.
  - \* On Screen video note...please be creative. Treat it like a PBS special and shoot other musicians besides me, especially strings.
  - \* Dressing room requirements-1 large bottle avon water in ice. Towels.

### Running order

*Run video #1 (Show Intro no Audio)-Pause video after count down. Cruise director will read intro. Please start video promptly after first sentence.... "you are no doubt familiar with this artist" ...Doug enters playing stage right*

#### 1. Cotton Eyed-Joe

- \* up-country tune
- \* Doug enters playing from off stage (find out stage left or right)

#### 2. Fiddler Medley

"Fiddler on the Roof" into "If I were a Rich Man" into Cadenza (Doug plays alone)-down to low light & tight spot.  
"Sunrise-Sunset" Doug brings in String Quartet for feature without band. Bring up light on string quartet. Into full band.  
**Doug stomps foot...**Into bright light on foot stomp.  
"To Life" High energy bouncy feel into High Note hold...dramatic  
Doug slowly stomps foot and accelerates (follow with pulsing lights) into finale...fast.

#### 3. Eine Kleine Nacht Music

Eine Kleine Nacht music...no moving lights . You can use light cybers that move softly.  
Doug Will recognize band for a bow after Eine Kleine.

#### 4. Devil Went Down to Georgia (CD TRACK PIECE #1)

- \* Doug talks about Devil song etc.. The cue to start track will be "This is a tune all about the devil, that went down to Georgia" Start track on "Devil" so clicks go over talking. DON'T JUMP THE GUN!!! I TALK A LOT ABOUT "THE DEVIL" BEFORE-HAND...I WILL SAY EXACTLY "THIS IS A TUNE...ETC. AND I WILL WAVE MY BOW.
- \* Lighting cues..."He drew the bow across the string and it made an evil "**HISS** "
- \* White strobe effect on "Hiss"
- \* "And a band of demons joined in and it sounded something like this..."
- \* Smoke stage for "Devil" section (lots of smoke!)
- \* Red Pulsating lights

**5. Riverdance Medley CD TRACK #2**

...**LIGHTING**...please refer to video footage provided for lighting cues. One cue I will ask for is towards the beginning of riverdance. Please ask me to show you. It is a set of 4 long hits followed by 16 short followed by 4 long 16 short and 4 long.

- \*Ready Track-Turn on 650 mil delay (
- \*Cue to start track..."So sit back, relax and listen...as we bring you the music of Riverdance"
- \*Start track on "Listen" so it bleeds over talking
- \* Start to fade delay at 42 seconds. Delay should be totally out by 48 seconds.
- \*Ethereal beginning (light smoke on stage) into first piece, medium tempo
- \*Ballad in middle, low light, ethereal
- \*into rock oriented Irish sound
- \*into up irish fiddle piece
- \*into Finale (Powerful)

*Sound-Please set up a 650 Mil repeating delay for the violin in advance of rehearsal.*

Doug will acknowledge the band and string quartet for a bow...**bring up lights on band as they take their bow.**

**6.Time to Say Goodbye CD TRACK #3/with Dad tribute video**

Pre roll video until just before first image...Ready Track...start video on Doug's downbeat to the strings. This is a piece called Time to Say Goodbye (I usually ask for this to be 6-8 db lower in the monitors...**please make a note of the levels for this and the other track pieces, and don't forget to re-set levels for show.** Ballad...**Lighting:Start piece with spotlights off Doug. Bring spotlights on when Doug starts to play.**

**7. Magía Española (Spanish Magic)**

- \*Up latin feel
- \*Doug features other musician in orchestra on solo. Musician will play out front on vocal microphone (spot musician).
- \*Doug walks out in audience, spot Doug and **bring up house lights.**
- \*Doug will recognize soloist. **Spot soloist** when he takes his bow.

**DOUG TALKS....START VIDEO #3 ON "LET ME TELL YOU WHAT I'VE BEEN UP TO.... NOTE...PLEASE START VIDEO PROMPTLY FOR TIMING.**

Doug will recognize band for a bow after Riverdance....**light band for bow.**

**8. Orange Blossom Special**


- \*Up, country feel...WATCH FOR "SMOKE ON THE WATER" SECTION...GO INTO SLOW PULSING ROCK LIGHTING WHEN BAND BREAKS INTO A HALF TIME ROCK GROOVE.
- \***PLEASE BRING HOUSE UP AFTER END OF PIECE FOR BOWS.**
- \*MC brings Doug off at end. If time permits and people are standing into encore.

**9. Sweet Georgia Brown (encore)**

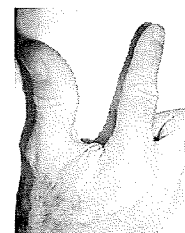
- \* Doug comes out and plays intro alone into...Fast Swing
  - \* Clarinet comes stage forward for duet with Doug toward end of piece
  - \* Entire horn section comes stage forward to finish piece.
- Horns walk around stage while jamming...  
*lights-wild panning ballyho spotlights around stage.*  
Horn section will form a line at end.

**Hand Signals for audio Levels**

\*If I point to my violin with these signals, I'm asking for more or less violin in the monitors.




**This signal means "Track"**



**This means "less" This means "more"**

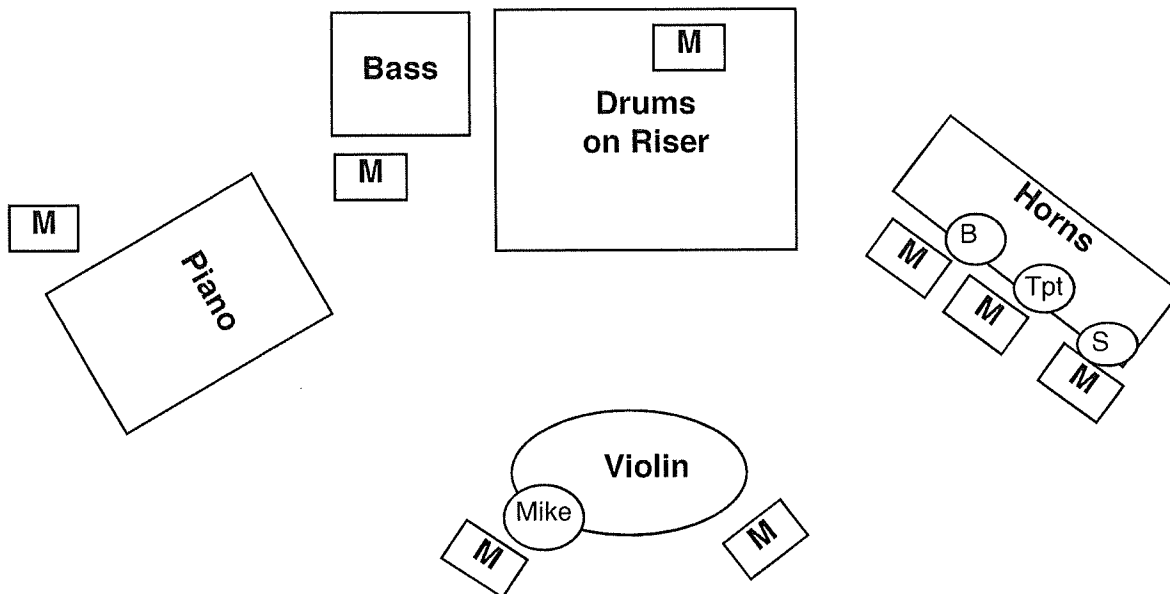
*Doug Cameron*



# DOUG CAMERON



## Doug Cameron 6 piece stage plot 3 Horns



M-Monitor

Mike-Staight quick release Stand (no boom)

### **Inputs**

#### Drums

1-Kick

1-Snare

2-Overheads

2-Toms

1-Hi-Hat

1-Violin Stereo (mic cable input into our DI)

2-Piano

1-Bass Di/Amp

3- Horns

1-Vocal

1-CD track (clicks on right side)

*\*Please note-Please make access to audience via stairs available to Doug (Doug goes into audience during show)*

Phone - 239 - 245 - 7797 / Fax - 888 - 308 - 1705

Website - [www.DOUGCAMERON.COM](http://www.DOUGCAMERON.COM)

Email - [doug@dougcameron.com](mailto:doug@dougcameron.com)

12376 Green Stone Court

Fort Myers, FL 33913

Intro-Doug Cameron Show

**\*IF YOU LISTEN TO JAZZ RADIO, YOU ARE NO DOUBT ALREADY FAMILIAR WITH THIS ARTIST.**

**\* HE HAS WORKED WITH DOC SEVERINSEN, GEORGE BENSON, TOM PETTY, CHER, DAVID FOSTER AND MANY OTHERS.**

**\* HE HAS EIGHT CD'S TO HIS CREDIT INCLUDING HIS LATEST CD, DIFFERENT HATS, AND IS A FAVORITE ON JAZZ RADIO INTERNATIONALLY,**

**\* PLEASE WELCOME VIRGIN/HIGHER OCTAVE RECORDING ARTIST, DOUG CAMERON!**